



DRAINMINOR C (Combi Oven Pump) units have been designed to pump hot wastewater from single or multiple combination ovens. A sink or basin can also be connected.

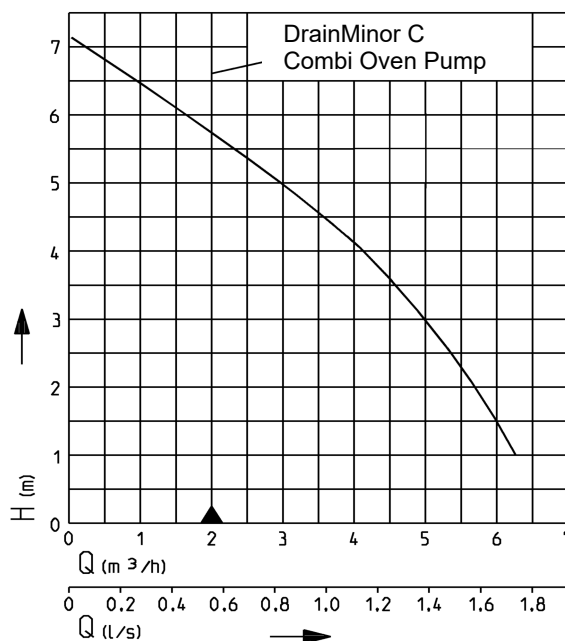
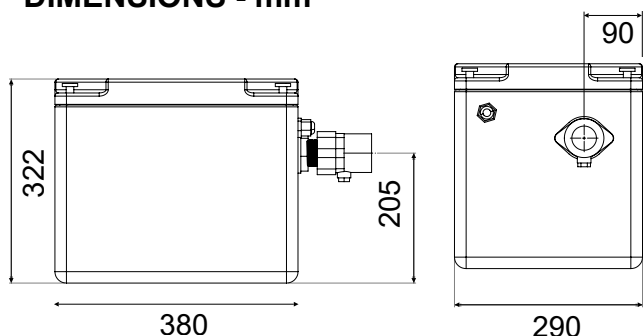
Key features: Low-level inlet (70mm base to centreline), submersible pump with rigid external float arm, low level float and mechanical shaft seal for reliable operation and long life.

The pump will handle hot water up to 60°C, or even higher temperatures for short periods and can deal with up to 10 mm solids.

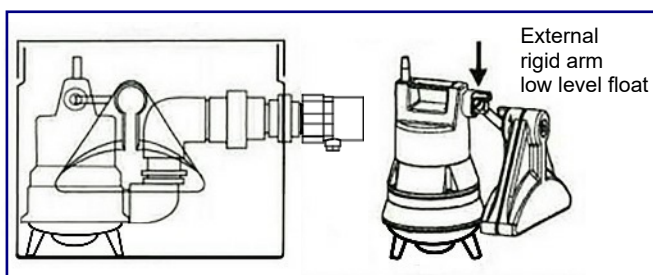
Electrical Data

Pump	Current Type	Voltage Volts	Motor Power		R.P.M. Min -1	F.L.C. Amp	Motor Protection	Plug
SL30	1 Phase	230	P1	P2	2720	1.4	Incorporated	Safety
			0.32	0.20				

DIMENSIONS - mm



LOW-LEVEL INLET HEIGHT



The **DRAINMINOR C** comes complete with a one year warranty.

**GOOD FOR THE ENVIRONMENT****DrainMinor tanks are made from Recyclable Polyethylene.**

Recycling polyethylene is highly cost effective and therefore successful. It is greener than incineration, far more eco-friendly than landfill disposal and easier to use when manufacturing products such as toys, recycling bins, envelopes and much more.

DrainMinor C: This consists of a durable tank manufactured from polyethylene laminate.

Vent: An integrated, activated charcoal filter is built into the lid of the unit.

Quantity: Rigid Polyethylene tank with encapsulated seal and easy-to-remove lid.
The tank is recyclable.

Inverts: Single or multiple inverts to be made to the tank using tank connectors.

Outlets: The tank has a 1¼" BSP discharge outlet.

Pump Type SL30

Vertical, single-stage, submersible, max. Soft solids 10 mm. Volute casing with 1¼" (male) radial pressure branch.

Bearings

Common shaft for pump and motor, mounted in ball bearings and grease lubricated for life.

Seal

Shaft sealing by means of silicon carbide mechanical seal, oil chamber and inboard shaft sealing ring, safe to run dry for short periods.

Motor

Submersible motor, type of enclosure IP 68, insulation class B, starting via plug or automatic circuit. Completely water tight cable entry.

Materials

Motor housing in high-grade steel, volute casing, impeller and control head in plastic (GRP), shaft in stainless steel, rubber insulated flexible cable.

Note:

For continuously rated hot wastewater pumping up to 90°C please see DrainMajor 730HES.